




**LE14/XXYYS/5.5**  
**LE28/XXYYS/11**  
**LE56/XXYYS/23.7**

**5.5", 11", 23.7" LINEAR**



**Manufactured in the USA as a component for BABA & Buy American compliant LED Luminaires.**

**Electrical Specifications**

<b>Driver type:</b>	Constant Current
<b>Life:</b>	50,000 Hrs. @ 85 °C
<b>Max Junction Temp:</b>	85 °C
<b>Max Test Point Temp:</b>	120 °C
<b>Operating Temp:</b>	-40 °C to +105 °C
<b>Storage Temp:</b>	-40 °C to +100 °C
<b>Viewing Angle (FWHM):</b>	120 ° Lambertian distribution

**All the same voltage for Parallel wiring designed for Multi length linear fixtures**

**Overview (LED configuration will be different for each PCB):**

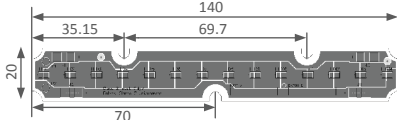
- Constant Current DC Array
- LE14/XXYYS/5.5 – 14 LEDs in series
- LE28/XXYYS/11 – 14 LEDs in series x 2 parallel strings
- LE56/XXYYS/23.7 – 14 LEDs in series x 4 parallel strings
- Designed for easy use in standard luminaires
- 3-step MacAdam Ellipse
- UL Recognized Components

**Connectivity:**

Four Poke-In Connectors use #24-18 AWG stranded

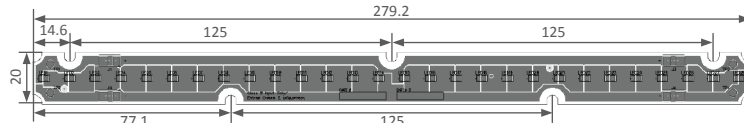
**Dimensions:**

**LE14/XXYYS/5.5**



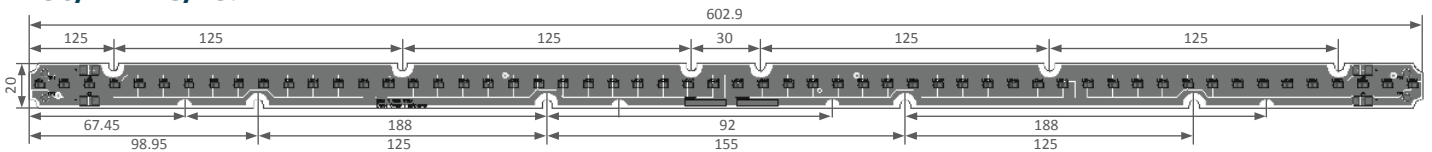
- 1.0 W/m\*K Aluminum MCPCB material
- 1.6 mm board thickness

**LE28/XXYYS/11**



- 1.0 W/m\*K Aluminum MCPCB material
- 1.6 mm board thickness

**LE56/XXYYS/23.7**



- 1.0 W/m\*K Aluminum MCPCB material
- 1.6 mm board thickness

**Disclaimer:** The modules referenced in this document are designed for use with Samsung LEDs.

**3401 Avenue D, Arlington, TX 76011 • 800-375-6355 • www.aceleds.com**

Data is based upon tests performed by AC Electronics in a controlled environment and representative performance. Actual performance can vary depending on operating conditions. Specifications are subject to change without notice. All specifications are nominal unless otherwise noted.



### LE14/XXYYS/5.5 • Typical Forward Voltage: 38.2 V Typ. / 39.9 V Max.

Model	Color Temp (K)	CRI (Ra)	Forward Voltage (V)	Drive Current (mA)	Power (W)	Lumens	Efficacy (Lm/W)
LE14/3080S/5.5	3000*	80	38.2 Typ. / 39.9 Max.	77 Typ. / 175 Max.	2.9 Typ. / 7.0 Max.	530 Typ. / 1145 Max	180.1 Typ. / 164.0 Max
LE14/3580S/5.5	3500					538 Typ. / 1161 Max	182.8 Typ. / 166.3 Max
LE14/4080S/5.5	4000*					553 Typ. / 1194 Max	187.9 Typ. / 171.0 Max
LE14/5080S/5.5	5000*					553 Typ. / 1194 Max	190.6 Typ. / 173.4 Max
LE14/3090S/5.5	3000	90				453 Typ. / 979 Max	153.9 Typ. / 140.2 Max
LE14/3590S/5.5	3500					469 Typ. / 1012 Max	159.4 Typ. / 144.9 Max
LE14/4090S/5.5	4000*					484 Typ. / 1045 Max	164.5 Typ. / 149.7 Max
LE14/5090S/5.5	5000					507 Typ. / 1095 Max	164.5 Typ. / 149.7 Max

### LE28/XXYYS/11 • Typical Forward Voltage: 38.2 V Typ. / 40.3 V Max.

Model	Color Temp (K)	CRI (Ra)	Forward Voltage (V)	Drive Current (mA)	Power (W)	Lumens	Efficacy (Lm/W)
LE28/3080S/11	3000*	80	38.2 Typ. / 40.3 Max	154 Typ. / 400 Max.	5.9 Typ. / 16.1 Max.	1060 Typ. / 2581 Max	180.1 Typ. / 160.1 Max
LE28/3580S/11	3500					1076 Typ. / 2618 Max	182.8 Typ. / 162.4 Max
LE28/4080S/11	4000*					1107 Typ. / 2693 Max	188.1 Typ. / 167.1 Max
LE28/5080S/11	5000*					1122 Typ. / 2731 Max	190.6 Typ. / 169.4 Max
LE28/3090S/11	3000	90				907 Typ. / 2207 Max	154.1 Typ. / 136.9 Max
LE28/3590S/11	3500					937 Typ. / 2282 Max	159.2 Typ. / 141.6 Max
LE28/4090S/11	4000*					968 Typ. / 2357 Max	164.5 Typ. / 146.2 Max
LE28/5090S/11	5000					1014 Typ. / 2469 Max	172.3 Typ. / 153.2 Max

### LE56/XXYYS/23.7 • Typical Forward Voltage: 38.2 V Typ. / 40.3 V Max.

Model	Color Temp (K)	CRI (Ra)	Forward Voltage (V)	Drive Current (mA)	Power (W)	Lumens	Efficacy (Lm/W)
LE56/3080S/23.7	3000*	80	38.2 Nom. / 40.3 Max.	308 Nom. / 800 Max.	11.8 Nom. / 32.2 Max.	2121 Typ. / 5162 Max	180.2 Typ. / 160.1 Max
LE56/3580S/23.7	3500					2152 Typ. / 5237 Max	182.8 Typ. / 162.4 Max
LE56/4080S/23.7	4000*					2213 Typ. / 5386 Max	188.0 Typ. / 167.1 Max
LE56/5080S/23.7	5000*					2244 Typ. / 5461 Max	190.6 Typ. / 169.4 Max
LE56/3090S/23.7	3000	90				1813 Typ. / 4414 Max	154.0 Typ. / 136.9 Max
LE56/3590S/23.7	3500					1875 Typ. / 4563 Max	159.3 Typ. / 141.5 Max
LE56/4090S/23.7	4000*					1936 Typ. / 4713 Max	164.5 Typ. / 146.2 Max
LE56/5090S/23.7	5000					2029 Typ. / 4937 Max	172.4 Typ. / 153.1 Max

\* Stock Colors of LEDs

**Disclaimer:** The modules referenced in this document are designed for use with Samsung LEDs.

3401 Avenue D, Arlington, TX 76011 • 800-375-6355 • [www.aceleds.com](http://www.aceleds.com)

Data is based upon tests performed by AC Electronics in a controlled environment and representative performance. Actual performance can vary depending on operating conditions. Specifications are subject to change without notice. All specifications are nominal unless otherwise noted.

