



The Smallest Possible Factors™



TRIAC/Phase Cut Dimming Leading Edge Dimming Driver

Constant Current LED Driver Model Number AC10CT250KT2K

Input Voltage: 120 VAC (±10%)

Input Frequency: 60 Hz

Dimming: Leading Edge TRIAC

Surge Protection: 2 Kv

Side Mount/Leads

Multi-Switching Current

PHYSICAL DIMENSIONS:

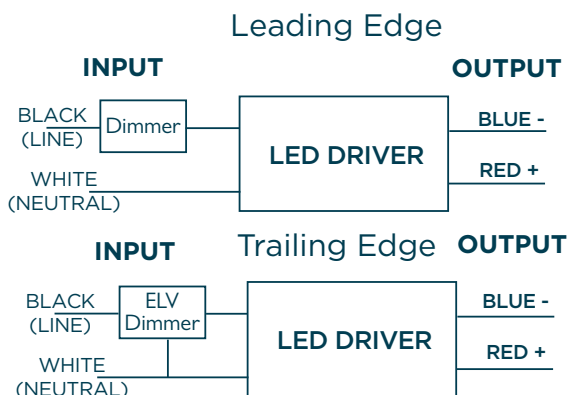
Length: 2.29"
Width: 1.20"
Height: 0.91"
Mounting: 2.2"
Weight: 0.1 lbs.



ELECTRICAL SPECIFICATIONS:

Output Power Max	Input Power	Input Current	Min. PF (full load)	Max. THD (full load)	Output Voltage	Output Current	T case Max.	Min. Starting Temps.	IP Rating	Dimming Protocol	Dimming Range	Efficiency Up To
10 W	11.8 W	0.11A @ 120 V	>0.9	<20	32-40 V	250 mA ±5%	85° C	0° C	20	Phase Cut	≤5 to 100% Dim-to-Off	80%
7 W	8.2 W	0.08 A @ 120 V	>0.9	<20	32-40 V	175 mA ±5%	85° C	0° C	20	Phase Cut	≤5 to 100% Dim-to-Off	80%
4 W	5 W	0.05 A @ 120 V	>0.9	<20	32-40 V	100 mA ±5%	85° C	0° C	20	Phase Cut	≤5 to 100% Dim-to-Off	80%

WIRING:



LEAD LENGTH:

Black 6" Blue 6"
White 6" Red 6"

APPROVED DIMMERS:

**** Also Compatible With select Trailing Edge Dimmers**

**Dimmer Compatibility Chart on page 2

To order or consult with one of our engineers, contact us at:
800-375-6355 / aceleds.com



SAFETY & PERFORMANCE:

- Class P Listed
- Class A sound rating
- No PCBs
- Open/Short Circuit Protection
- LED driver has a life expectancy of 50,000 hours at Tcase of $\leq 85^{\circ}\text{C}$
- Warranty: 5 yrs based on max case temp of 85°C^*
- Input/Output Isolation
- Surge Protection (2 KV)
- Suitable for Dry/Damp Locations
- Title 24 Compatible (Depending on LED)
- FCC part 15 Class B (Without Dimmer)
- Class 2

INSTALLATION:

- LED drivers shall be installed inside electrical enclosures
- Max Remote installation distance is 33 ft
- 22 AWG 600V/105C tinned stranded copper lead-wires are required to use in installation

*ACE LEDS warrants to the purchaser that each LED Driver will be free from defects in material or workmanship for a period of 5 years from date of manufacture when operated at max case temp of up to $\leq 85^{\circ}\text{C}$ when properly installed and under normal conditions of use. See aceleds.com for complete warranty policy.

LEADING EDGE DIMMER COMPATIBILITY

Manufacturer	Model	Dimming Type
Leviton	6674	LEADING
Leviton	6684	LEADING
Leviton	RPI06	LEADING
Leviton	IPI06	LEADING
Leviton	6615	TRAILING
Lutron	NTLV-600	LEADING
Lutron	DV-103P	LEADING
Lutron	SkyLark S-600P	LEADING
Lutron	DVCL-153P	LEADING

****Dimming Rate variable depending on Dimmer and LED Light source**

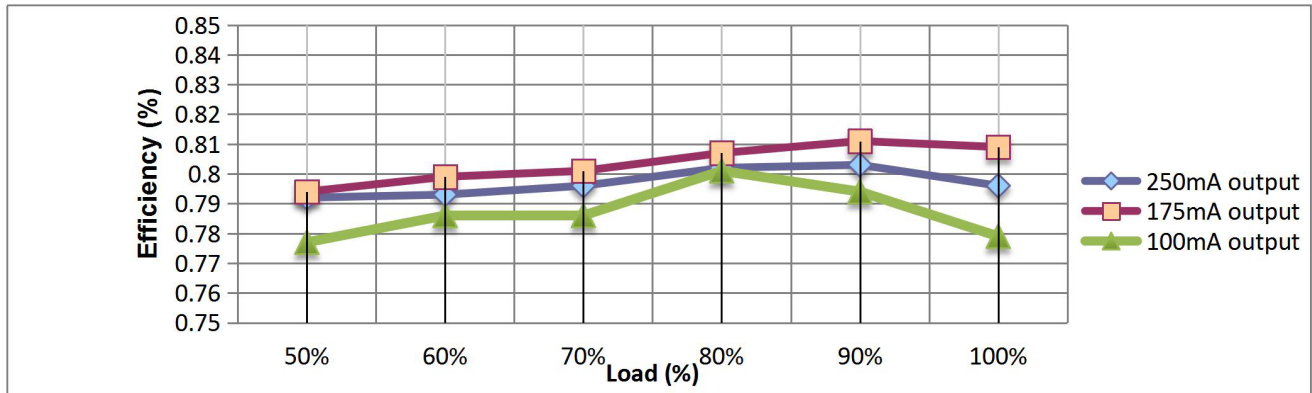
3401 Avenue D, Arlington, TX 76011
800-375-6355 • aceleds.com



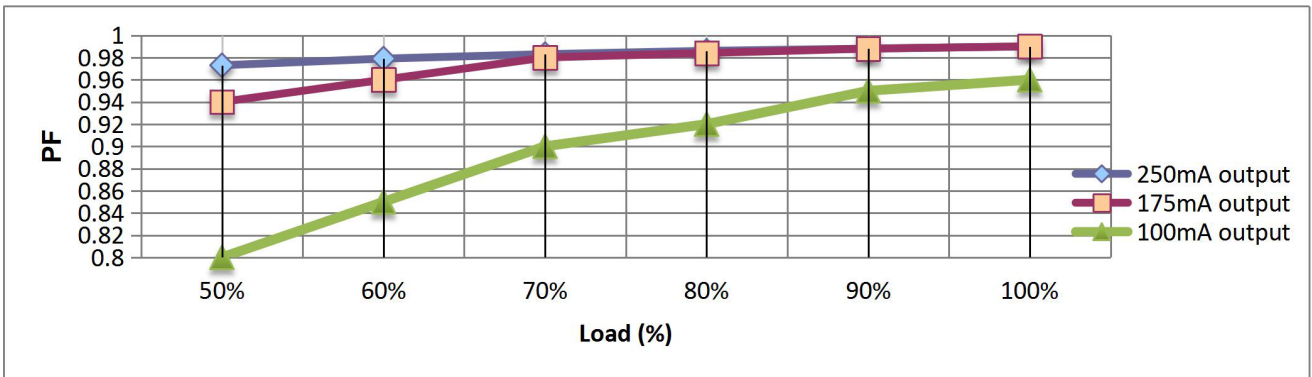
Data is based upon tests performed by ACE LEDS in a controlled environment and representative performance. Actual performance can vary depending on operating conditions. Specifications are subject to change without notice. All specifications are nominal unless otherwise noted.



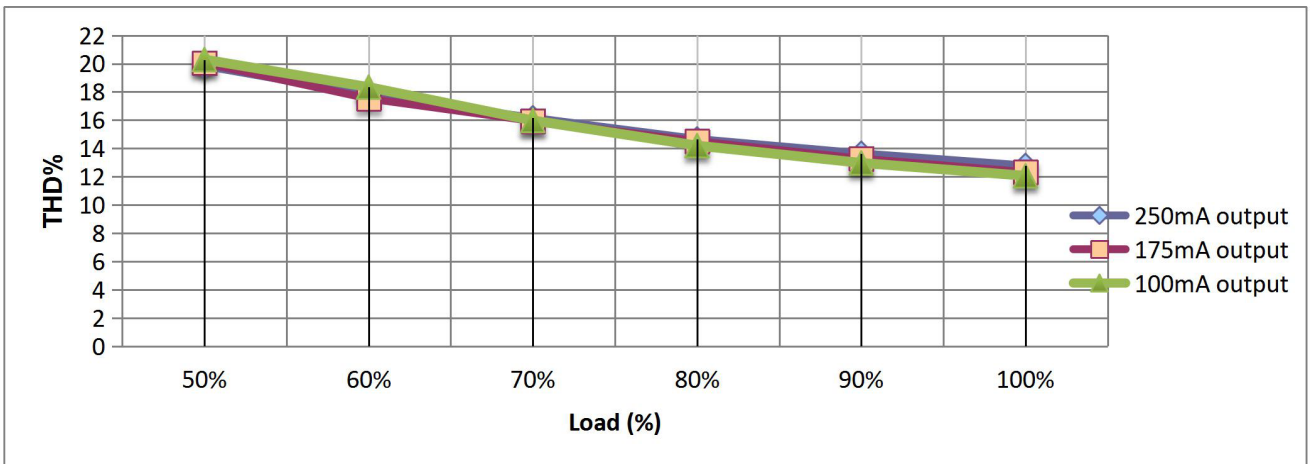
PERFORMANCE METRICS: AC10CT250KT2K



Efficiency Vs. Output Power



Power Factor Vs. Output Power



THD Vs Output Power

3401 Avenue D, Arlington, TX 76011
800-375-6355 • aceleds.com



Data is based upon tests performed by ACE LEDS in a controlled environment and representative performance. Actual performance can vary depending on operating conditions. Specifications are subject to change without notice. All specifications are nominal unless otherwise noted.

