



The Smallest Possible Factors™



Constant Current LED Driver

Model Number AC40CD1.05AT2S

Input Voltage: 120-277 VAC (±10%)

Input Frequency: 50/60 Hz

Dimming: 5 to 10%

Surge Protection: 2 Kv

Side Mount/Leads

Multi-Switching Current

Dim-to-Cool

PHYSICAL DIMENSIONS:

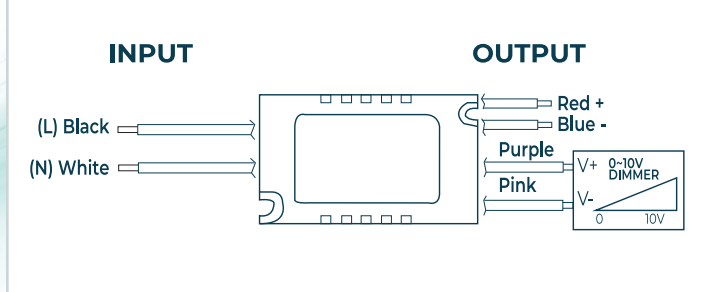
Length: 4.3"
Width: 1.82"
Height: 1.19"
Mounting: 4.05"
Weight: 0.353 lbs.



ELECTRICAL SPECIFICATIONS:

Output Power Max	Input Power	Input Current	Min. PF (full load)	Max. THD (full load)	Output Voltage	Output Current	T case Max.	Min. Starting Temps.	IP Rating	Dimming Protocol	Dimming Range	Efficiency Up To
40 W	44 W	0.41 A @ 120 V 0.18 @ 277 V	>0.9	<20	23-38 V	1050 mA ±5%	75° C	0° C	20	0 to 10 V	5 to 100%	91%
26.6 W	29.9 W	0.28 A @ 120 V 0.12 @ 277 V	>0.9	<20	23-38 V	700 mA ±5%	75° C	0° C	20	0 to 10 V	5 to 100%	89%
19 W	21.8 W	0.20 A @ 120 V 0.09 A @ 277 V	>0.9	<20	23-38 V	500 mA ±5%	75° C	0° C	20	0 to 10 V	5 to 100%	87%

WIRING:



LEAD LENGTH:

Black	6"	Blue	6"	Purple	6"
White	6"	Red	6"	Pink	6"

APPROVED DIMMERS:

Lutron	NTSTV-DV	Leviton	IP710 DL
Lutron	NFTV	Watt Stopper	ADF 120277

To order or consult with one of our engineers, contact us at:
800-375-6355 / aceleds.com



SAFETY & PERFORMANCE:

- Class P Listed
- Class A sound rating
- No PCBs
- Open/Short Circuit Protection
- LED driver has a life expectancy of 50,000 hours at Tcase of $\leq 75^{\circ}\text{C}$
- Warranty: 5 yrs based on max case temp of 75°C^*
- Input/Output Isolation
- Surge Protection (2 KV)
- Thermal Protection (Dim-to-Cool) @ 90°C (Internally)
- Dimming Curve on the next page

INSTALLATION:

- LED drivers shall be installed inside electrical enclosures
- Max Remote installation distance is 33 ft
- 22 AWG 600V/105C tinned stranded copper lead-wires are required to use in installation

*ACE LEDS/AC LED Power Designs warrants to the purchaser that each LED Driver will be free from defects in material or workmanship for a period of 5 years from date of manufacture when operated at max case temp of up to $\leq 75^{\circ}\text{C}$ when properly installed and under normal conditions of use. See aceleds.com for complete warranty policy.

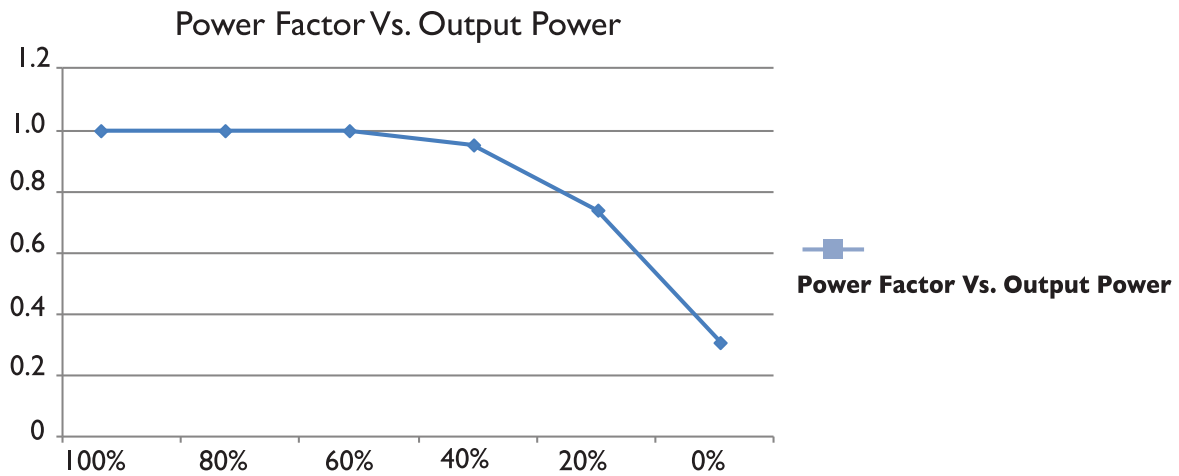
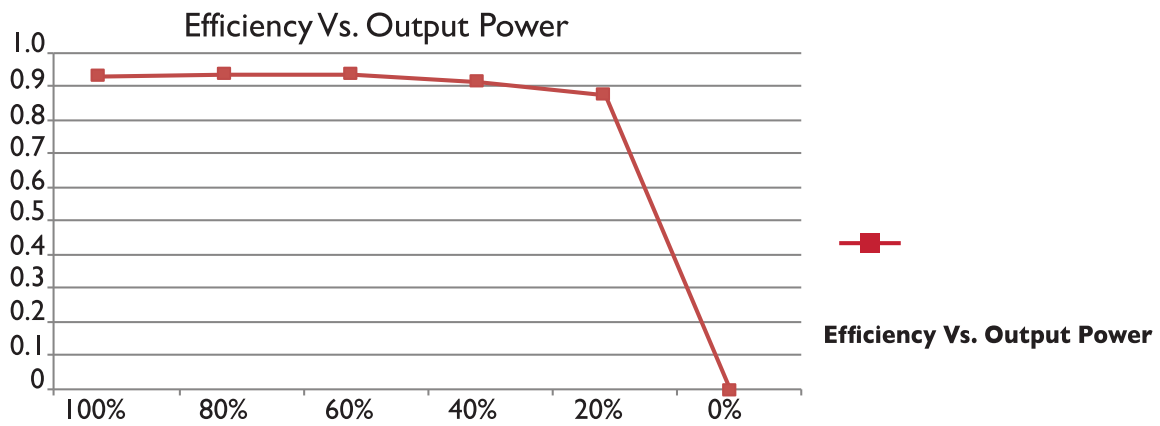
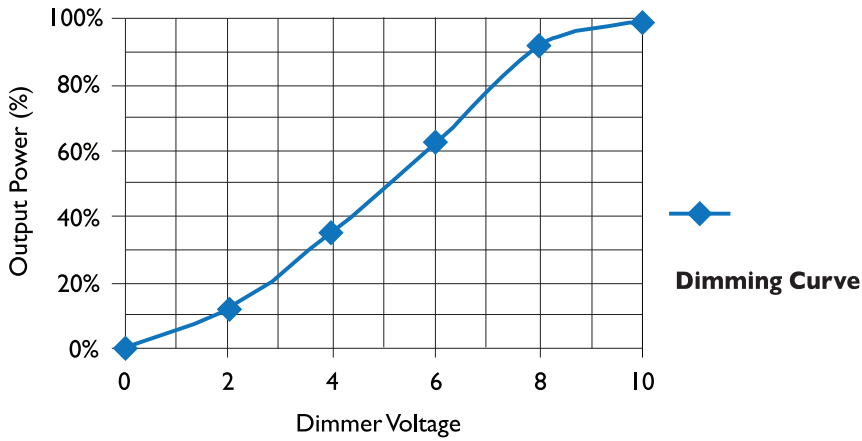
3401 Avenue D, Arlington, TX 76011
800-375-6355 • aceleds.com



Data is based upon tests performed by ACE LEDS in a controlled environment and representative performance. Actual performance can vary depending on operating conditions. Specifications are subject to change without notice. All specifications are nominal unless otherwise noted.



PERFORMANCE METRICS: AC40CD1.05AT2S



3401 Avenue D, Arlington, TX 76011
800-375-6355 • aceleds.com

Data is based upon tests performed by ACE LEDS in a controlled environment and representative performance. Actual performance can vary depending on operating conditions. Specifications are subject to change without notice. All specifications are nominal unless otherwise noted.

ROHS
COMPLIANT
LEAD-FREE

