

Constant Current LED Driver

**Model Number:
AC9CD700APX6**

Input Voltage: 120-277V
 Input Frequency: 50/60Hz
 Side Mount/Lead Options
 < 1 Sec. Start time
 Dim-to 1% (Default)



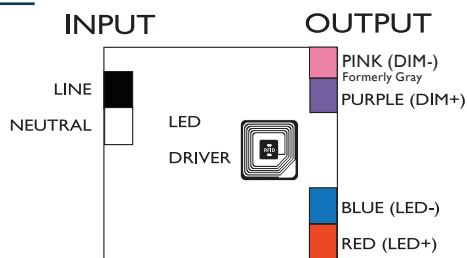
**Programmable, Digital,
Wide-Range Adjustable Current & Dimming**

Electrical Specifications:

Output Power	Input Power	Input Current	Min PF (full load)	Max THD (full load)	Output Voltage	Output Current	T case Max	Min, Starting Temp**	Efficiency Up To	IP Rating	Dimming Protocol	Dimming Range
9 W	12 W	0.27 A @ 120 V, 0.11 A @ 277 V	>0.90	<20	8-13 V	350 mA - 700 mA	90°C	-40°C	72%	64	0-10 V	1-100%

** This driver can operate down to -40°C in a non-dimming condition. Below 0°C some flicker may be observed.

WIRING:

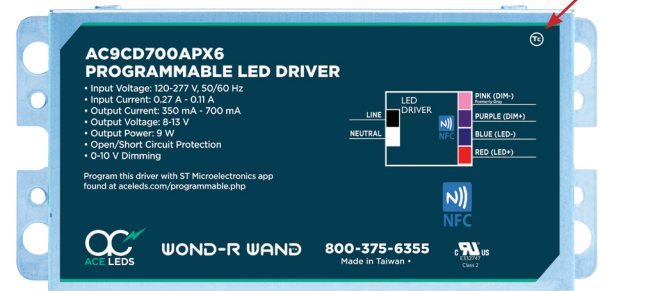


Note: Gray (-) dimming wire has been changed to pink per the 2020 NEC section 410.69 and NEMA.

Lead Lengths

Black	5.9"	Blue	5.9"	Purple	7.1"
White	5.9"	Red	5.9"	Pink	7.1"

PHYSICAL:



Dimensions	Length	Width	Height	Mounting
AC9CD700APX6	5.23"	2.48"	1.18"	4.84"

Tref Max Value (°C)	Tc/Tref Value (°C)	Ta/Value (°C)
90	58.2	40

SAFETY:

- Class A sound rating
- Overload Protection
- Open/Short Circuit Protection
- LED driver has a life expectancy of 50,000 hours at Tcase of ≤75°C
- LED driver has a life expectancy of 100,000 hours at Tcase of ≤65°C
- Warranty: 5 yrs based on max case temp of <75°C; 3 yrs based on max case temp of 90°C*
- Input/Output Isolation
- FCC Title 47 CFR Part 15
- Surge Protection (3 kV)
- Dim-To-Off Programming Option**
 - Active: Code = 51 02 01 07
 - Inactive: Code = 51 02 00 07
- Gray (-) dimming wire has been changed to pink per the 2020 NEC section 410.69 and NEMA.**

INSTALLATION:

- IP 64
- Max Remote installation distance is 18 ft
- LED driver cases should be grounded
- LED drivers shall be installed inside electrical enclosures
- 18 AWG 600V/105C tinned stranded copper lead-wires are required for installation



*AC Electronics/AC LED Power Designs warrants to the purchaser that each LED Driver will be free from defects in material or workmanship for a period of 5 years when operated at max case temp of up to <75°C; 3 years from date of manufacture when operated at a max case temp of up to 90°C when properly installed and under normal conditions of use. See aceleds.com for complete warranty policy.

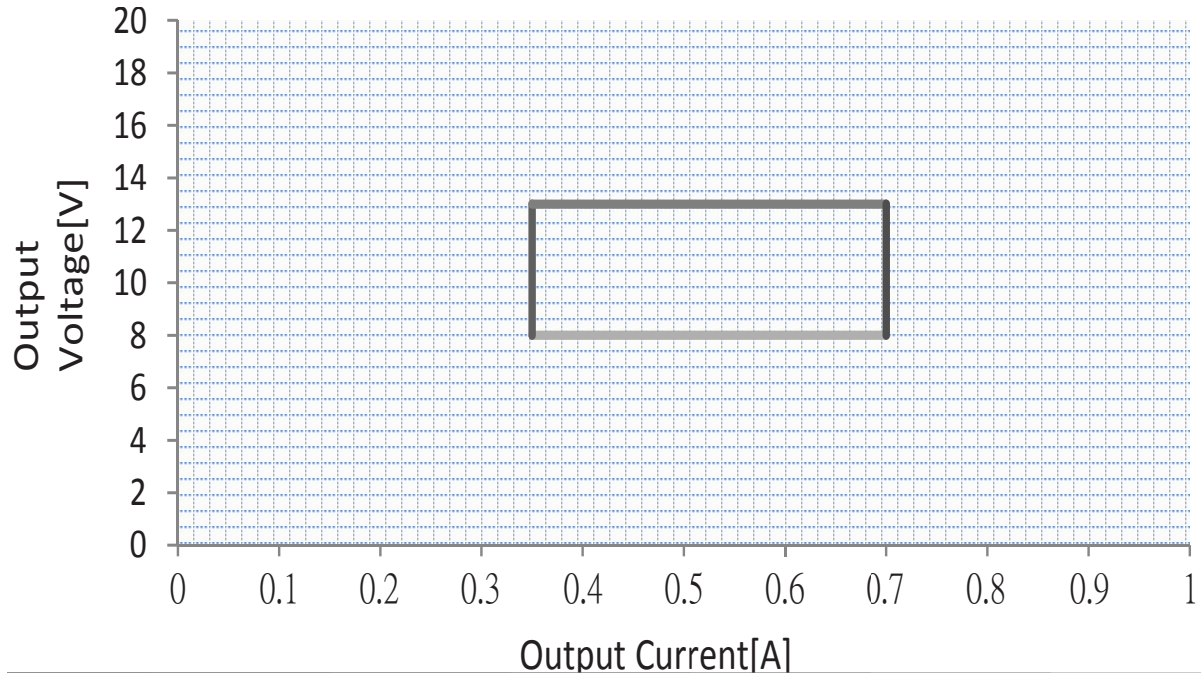
3401 Avenue D, Arlington, TX 76011 • 800-375-6355 • www.aceleds.com

Data is based upon tests performed by AC Electronics in a controlled environment and representative performance. Actual performance can vary depending on operating conditions. Specifications are subject to change without notice. All specifications are nominal unless otherwise noted.



IOUT/VOUT CURVE

Use with [NFC-V Reader App](#) Available Free at Google App Store



CONTROL THE IOUT WITH THE PROGRAMMING WAND. DOWNLOAD SOFTWARE FROM <http://www.aceleds.com/programmable.php>