

Constant Current LED Driver

Model Number:
AC85CD2.6AP0L



**Programmable, Digital,
Wide-Range Adjustable Current & Dimming**

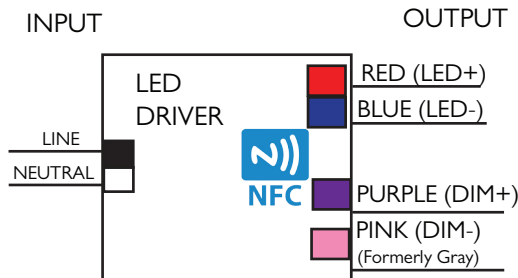
Input Voltage: 120-277V
Input Frequency: 50/60Hz
Side and Bottom Mount/Leads Options
< 1 Sec. Start time/(Starting with batch code AKT.48)

Electrical Specifications:

Output Power Max	Input Power	Input Current	Min PF (full load)	Max THD (full load)	Output Voltage	Output Current	T case Max	Min, Starting Temp**	Efficiency Up To	IP Rating	Dimming Protocol	Dimming Range
85W	97W	0.94A @ 120V 0.41A @ 277V	>0.90	<20%	27 to 55V	750mA-2600mA ±15%	90°C	-40°C	87%	30	0 to 10V	5 to 100%

** This driver can operate down to -40°C in a non-dimming condition. Below 0°C some flicker may be observed.

WIRING:



Both output positive and negative connectors are equivalent (same electrical point)

Note: Gray (-) dimming wire has been changed to pink per the 2020 NEC section 410.69 and NEMA.

PHYSICAL:



Dimensions	Length	Width	Height	Mounting
AC85CD2.6AP0L	15.59"	1.49"	1.08"	15.23"

Tref Max Value (°C)	Tc/Tref Value (°C)	Ta/Value (°C)
90	59.9	40

The LED Driver Type TL Program is intended to assist you in gaining greater market access for your LED drivers. This service is also intended to assist end-product LED Luminaire manufacturers improve their speed-to-market by making it easy to source a compliant LED Driver.

SAFETY:

- Class A sound rating
- Overload Protection
- Open/Short Circuit Protection
- Input/Output Isolation
- UL and cUL Recognized
- UL Outdoor Type 1
- LED driver has a life expectancy of 50,000 hours at Tcase of ≤75°C
- LED driver has a life expectancy of 100,000 hours at Tcase of ≤65°C
- Warranty: 5 yrs based on max case temp of <75°C; 3 yrs based on max case temp of 90°C*
- FCC Title 47 CFR Part 15
- Surge Protection (2 KV)
- Gray (-) dimming wire has been changed to pink per the 2020 NEC section 410.69 and NEMA.

INSTALLATION:

- Max Remote installation distance is 18 ft
- LED driver cases should be grounded
- LED drivers shall be installed inside electrical enclosures
- 18 AWG 600V/105C tinned stranded copper lead-wires are required for installation



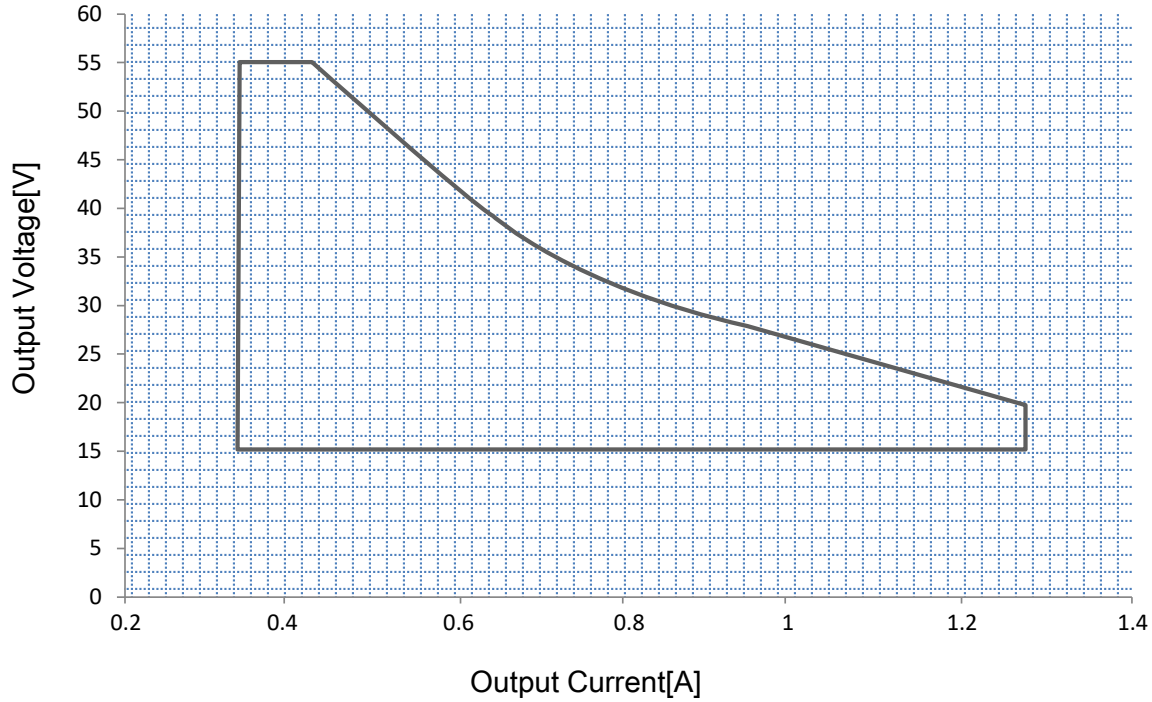
*AC Electronics/AC LED Power Designs warrants to the purchaser that each LED Driver will be free from defects in material or workmanship for a period of 5 years when operated at max case temp of up to <75°C; 3 years from date of manufacture when operated at a max case temp of up to 90°C when properly installed and under normal conditions of use. See aceleds.com for complete warranty policy.

3401 Avenue D, Arlington, TX 76011 • 800-375-6355 • www.aceleds.com

Data is based upon tests performed by AC Electronics in a controlled environment and representative performance. Actual performance can vary depending on operating conditions. Specifications are subject to change without notice. All specifications are nominal unless otherwise noted.

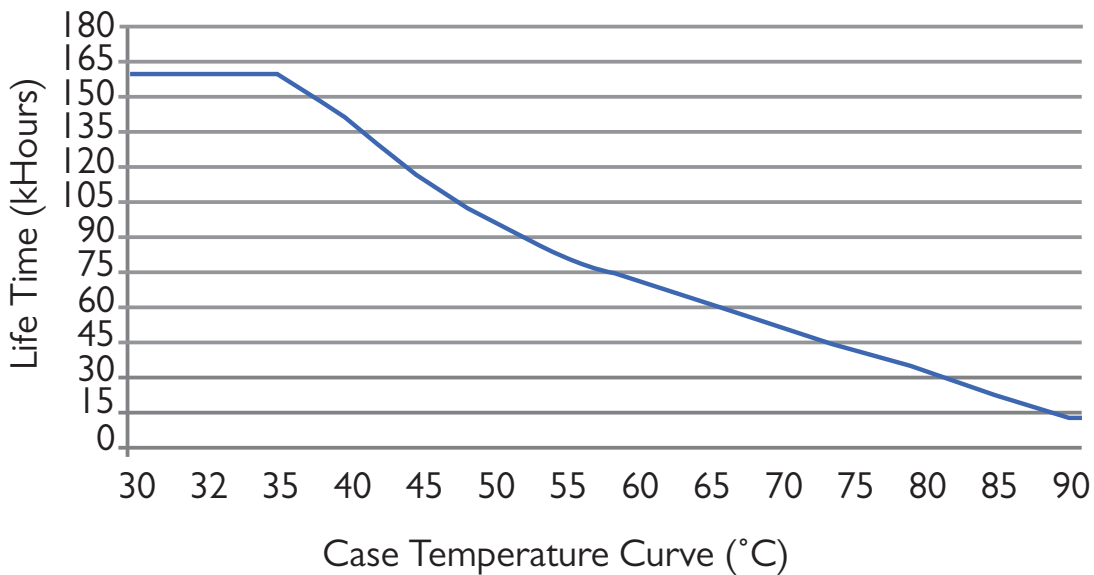


IOUT/VOUT CURVE

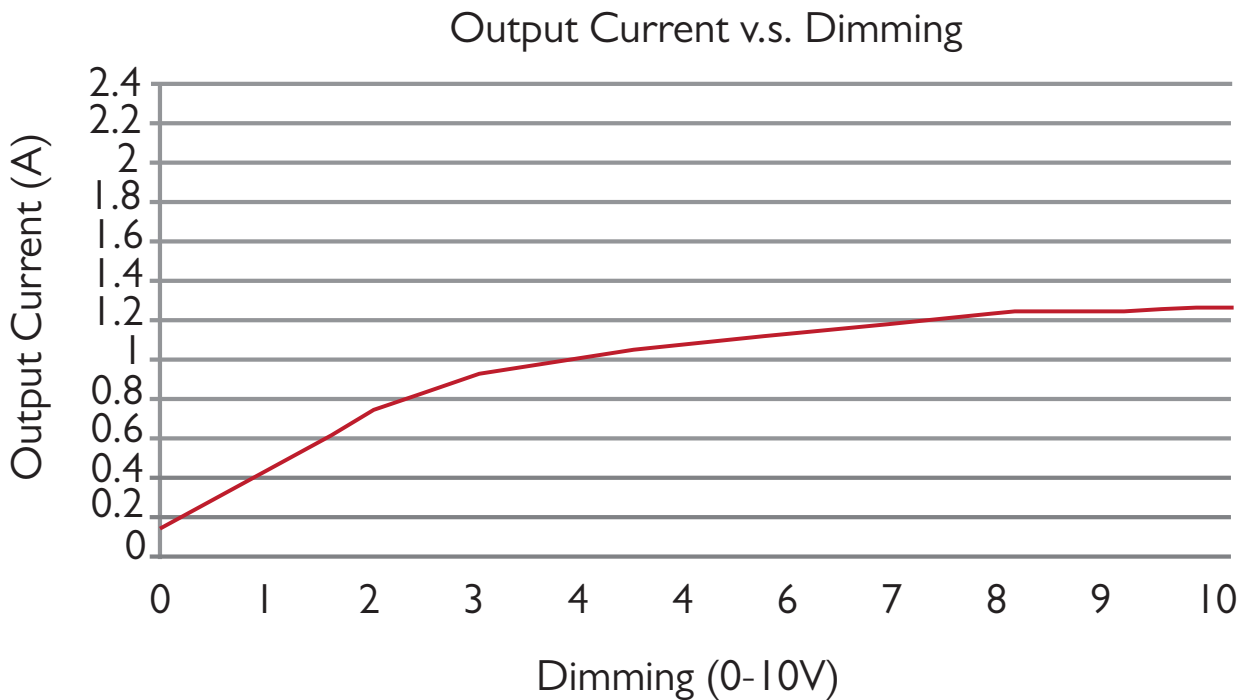
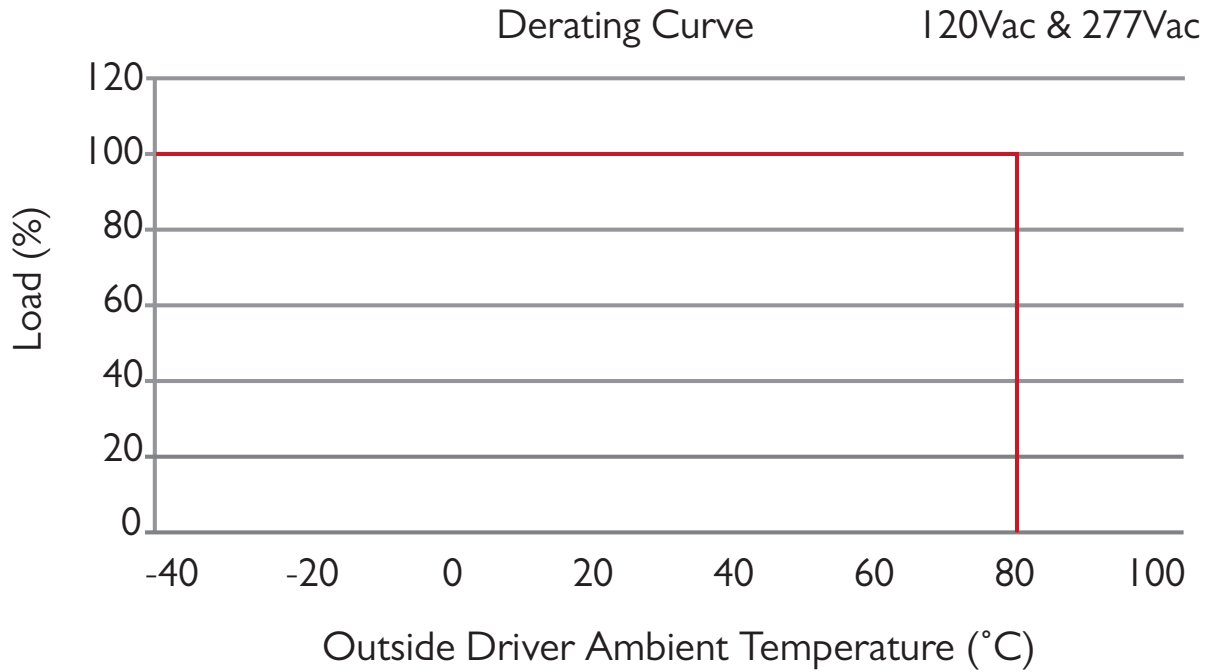


CONTROL THE IOUT WITH THE PROGRAMMING WAND. DOWNLOAD SOFTWARE FROM <http://www.aceleds.com/programmable.php>

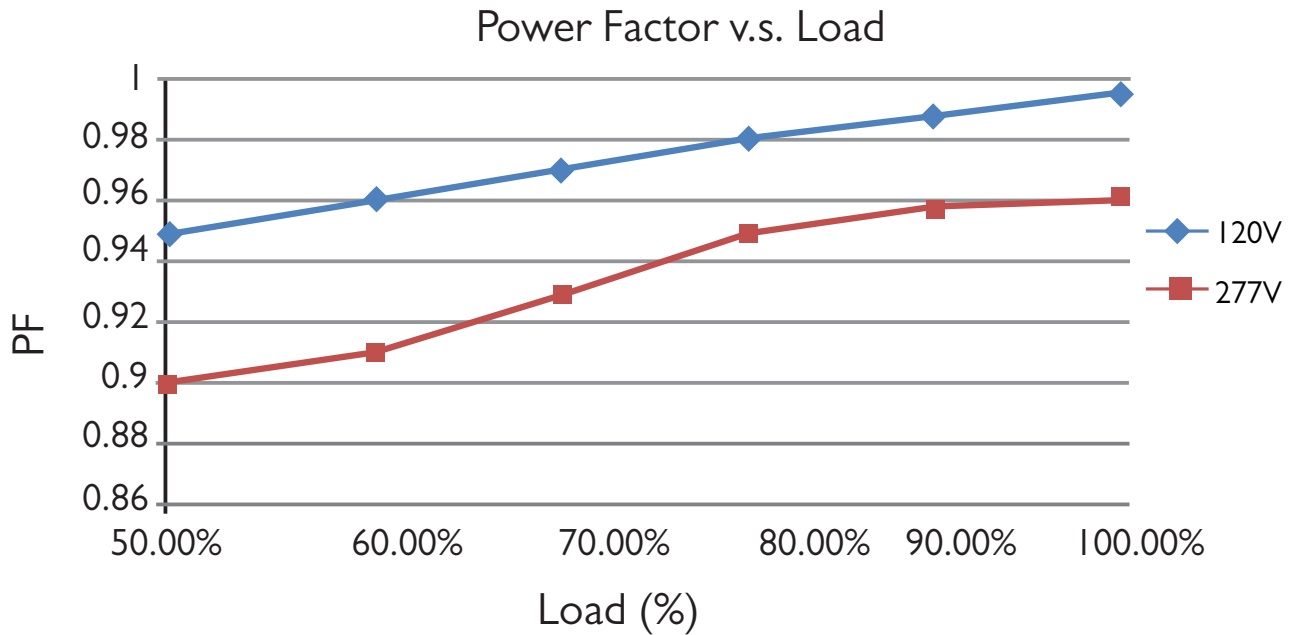
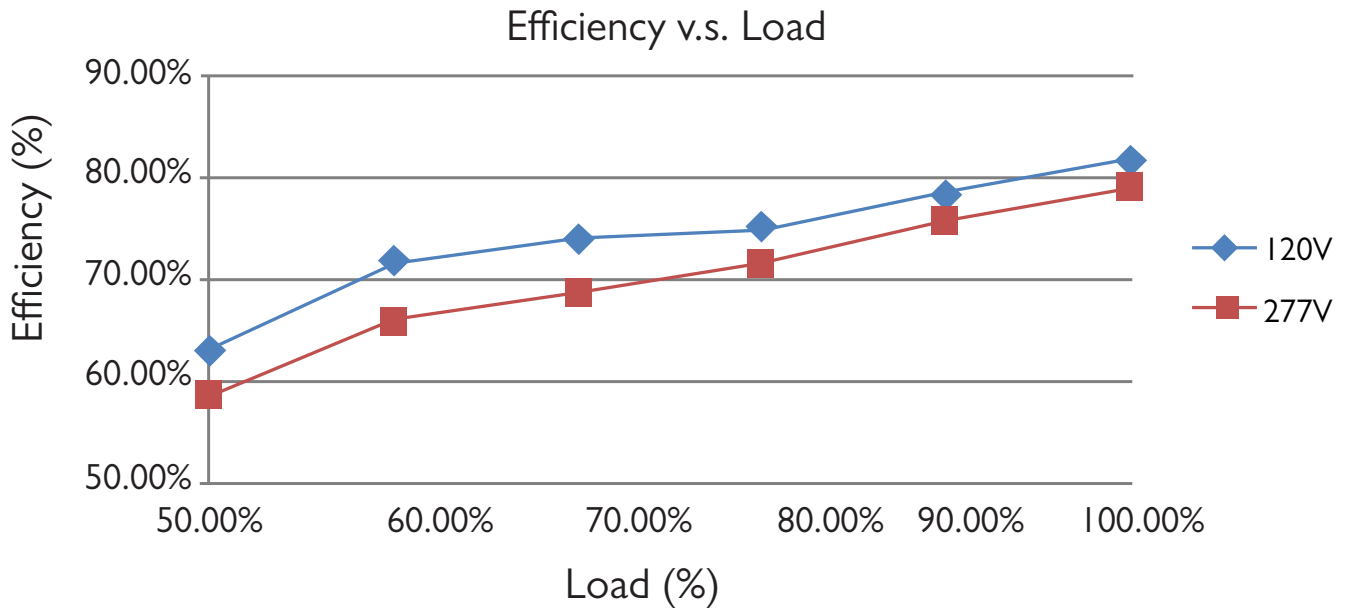
Life Time v.s. Case Temperature Curve



PERFORMANCE CHARACTERISTICS



PERFORMANCE CHARACTERISTICS



PERFORMANCE CHARACTERISTICS

Output Current v.s. Resistance

