

# Constant Current LED Driver

Model Number:  
**AC-25CD1.25APME**

Input Voltage: 120-277V  
 Input Frequency: 50/60Hz  
 Side and Bottom Mount/Leads Options  
 < 1 Sec. Start time/(Starting with batch code AKT.48)



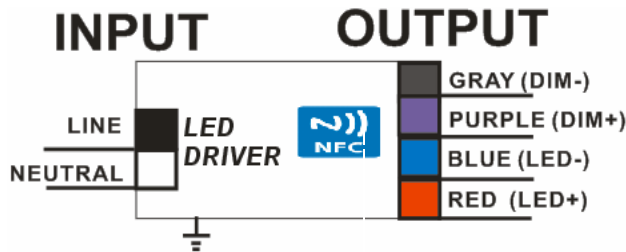
**Programmable, Digital,  
Wide-Range Adjustable Current & Dimming**

## Electrical Specifications:

Output Power Max	Input Power	Input Current	Min PF (full load)	Max THD (full load)	Output Voltage	Output Current	T case Max	Min, Starting Temp**	Efficiency Up To	IP Rating	Dimming Protocol	Dimming Range
25W	31W	0.27A @ 120V 0.11A @ 277V	>0.95	<20%	15 to 55V	350 to 1250mA	90°C	-40°C	82%	64	0 to 10V	0 to 100%

\*\* This driver can operate down to -40°C in a non-dimming condition. Below 0°C some flicker may be observed.

## WIRING:

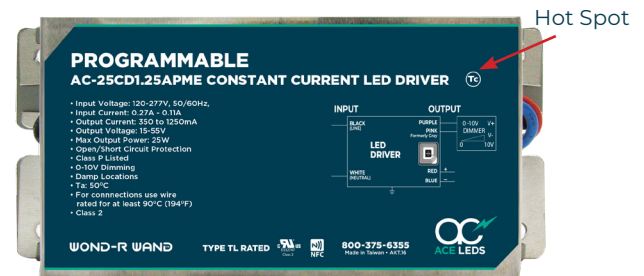


**Note: Gray (-) dimming wire has been changed to pink per the 2020 NEC section 410.69 and NEMA.**

### Lead Lengths

Black	12"	Blue	5.9"	Purple	7.1"
White	12"	Red	5.9"	Pink	7.1"

## PHYSICAL:



Dimensions	Length	Width	Height	Mounting
AC-25CD1.25APME	5.23"	2.48"	1.18"	4.84"

Tref Max Value (°C)	Tc/Tref Value (°C)	Ta/Value (°C)
90	58.2	40

## SAFETY:

- Class A sound rating
- Overload Protection
- Open/Short Circuit Protection
- Input/Output Isolation
- LED driver has a life expectancy of 50,000 hours at Tcase of ≤75°C
- LED driver has a life expectancy of 100,000 hours at Tcase of ≤65°C
- Warranty: 5 yrs based on max case temp of <75°C; 3 yrs based on max case temp of 90°C\*
- FCC Title 47 CFR Part 15
- Surge Protection (2 KV)
- Dim-To-Off Programming Option
  - Active Code: = 4C 04 01 02
  - Inactive Code: = 4C 04 00 02

## INSTALLATION:

- Max Remote installation distance is 18 ft
- LED driver cases should be grounded
- LED drivers shall be installed inside electrical enclosures
- 18 AWG 600V/105C tinned stranded copper lead-wires are required for installation



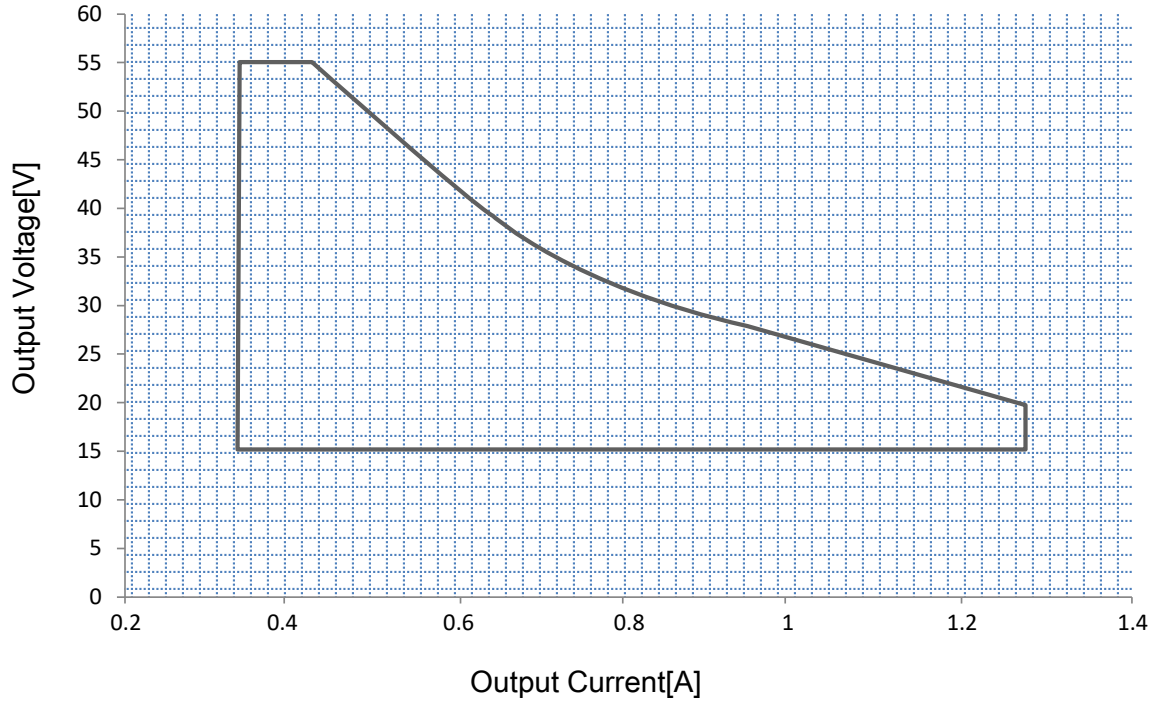
\*AC Electronics/AC LED Power Designs warrants to the purchaser that each LED Driver will be free from defects in material or workmanship for a period of 5 years when operated at max case temp of up to <75°C; 3 years from date of manufacture when operated at a max case temp of up to 90°C when properly installed and under normal conditions of use. See [aceleds.com](http://aceleds.com) for complete warranty policy.

3401 Avenue D, Arlington, TX 76011 • 800-375-6355 • [www.aceleds.com](http://www.aceleds.com)

Data is based upon tests performed by AC Electronics in a controlled environment and representative performance. Actual performance can vary depending on operating conditions. Specifications are subject to change without notice. All specifications are nominal unless otherwise noted.

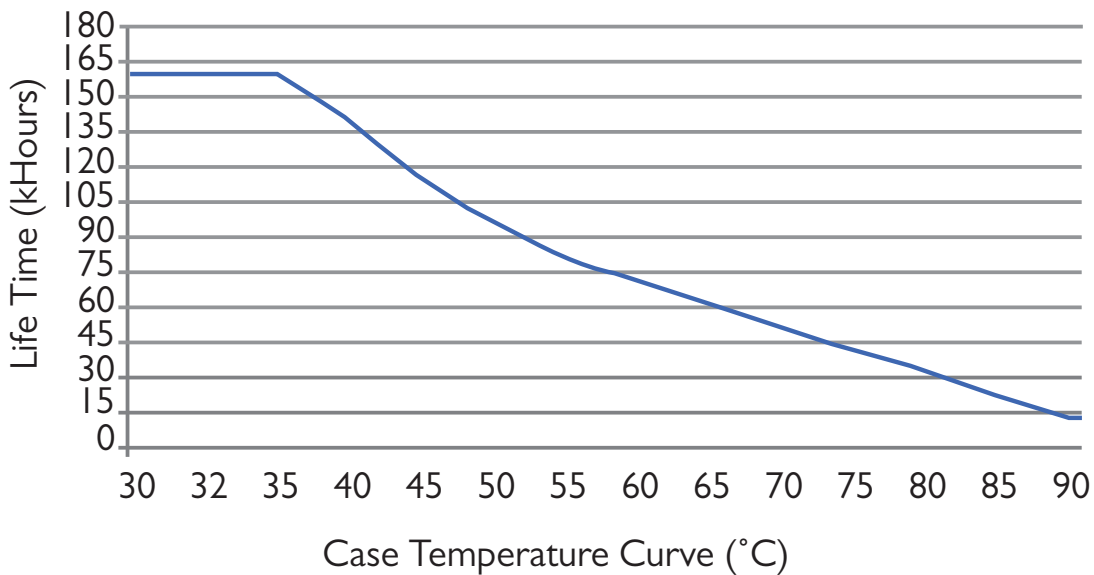


**IOUT/VOUT CURVE**

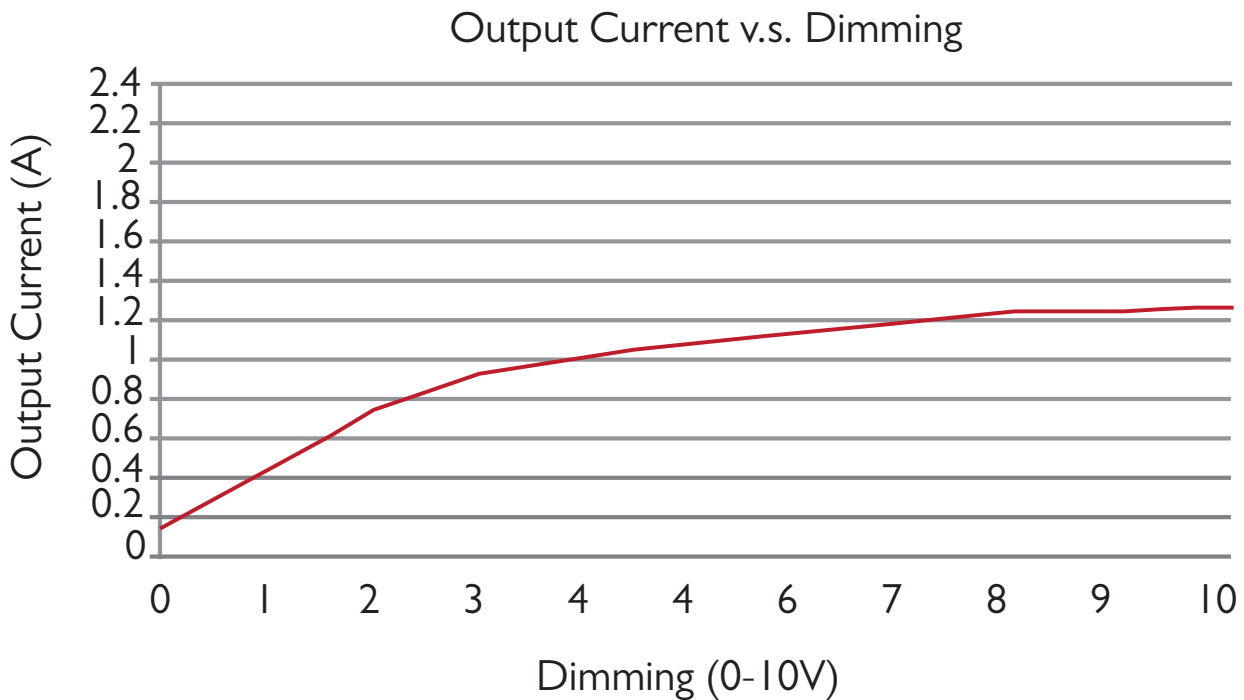
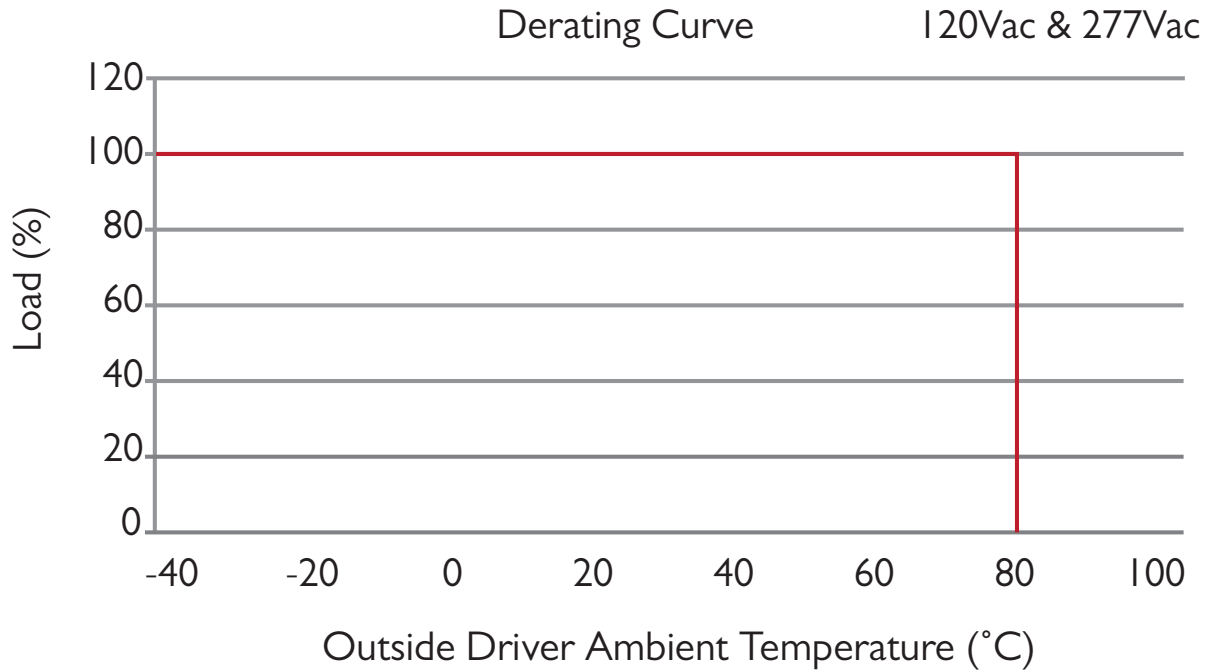


**CONTROL THE IOUT WITH THE PROGRAMMING WAND. DOWNLOAD SOFTWARE FROM <http://www.aceleds.com/programmable.php>**

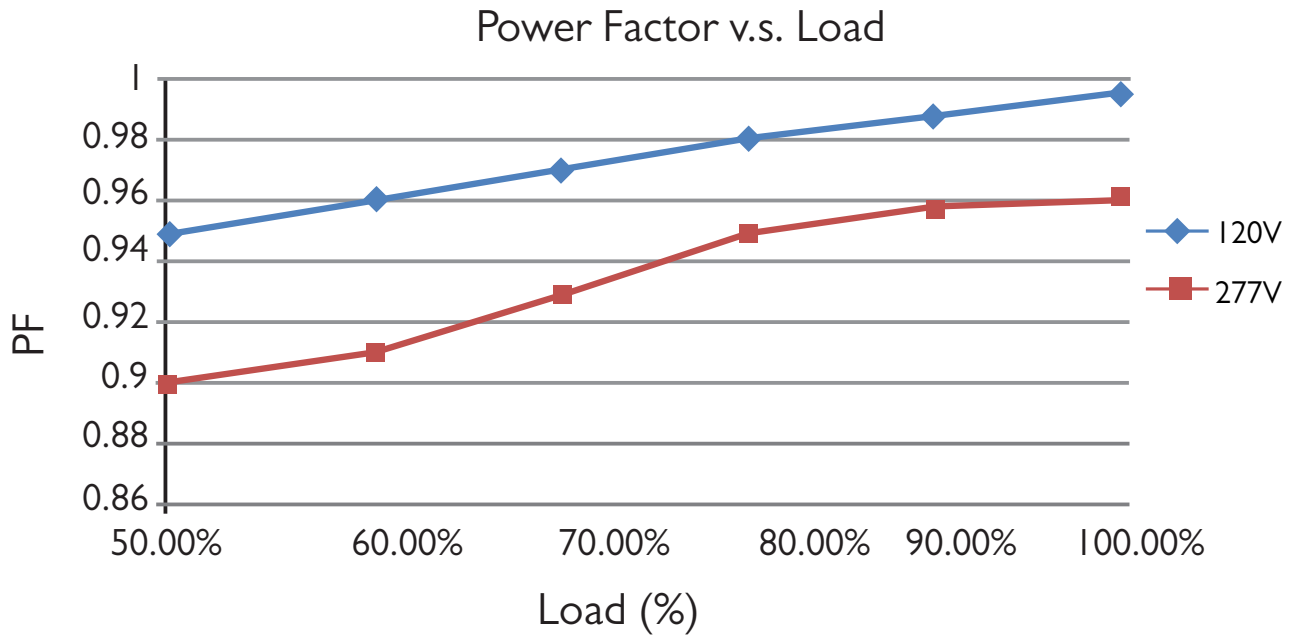
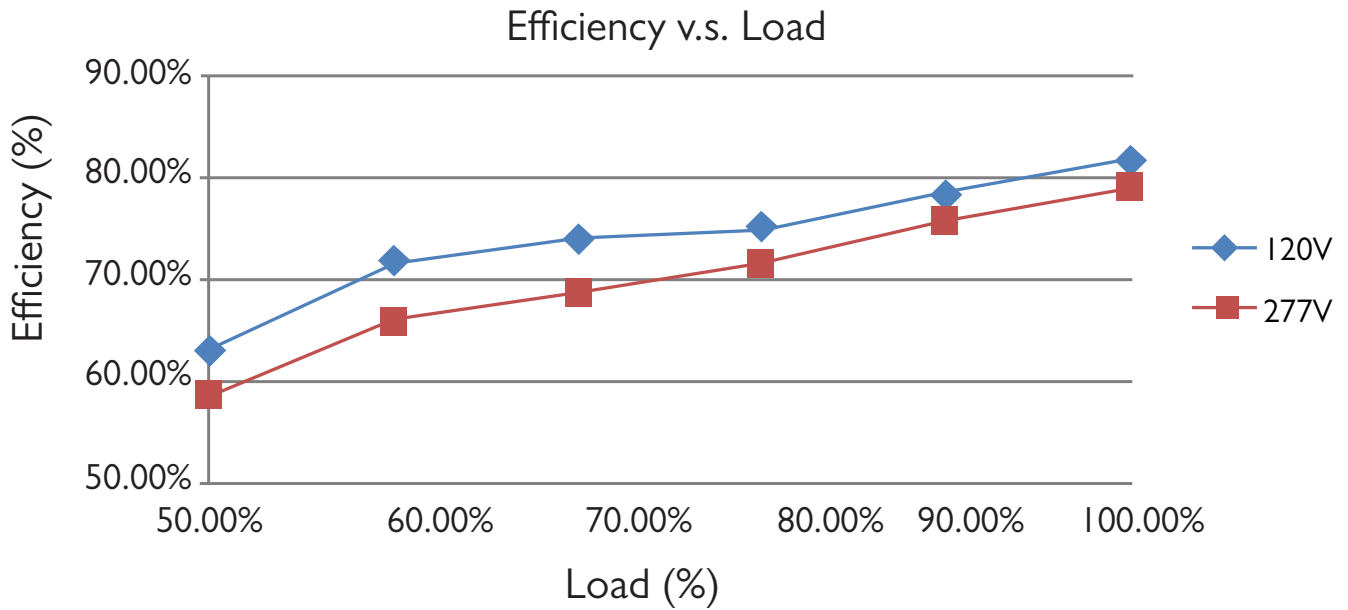
**Life Time v.s. Case Temperature Curve**



**PERFORMANCE CHARACTERISTICS**



**PERFORMANCE CHARACTERISTICS**



### PERFORMANCE CHARACTERISTICS

## Output Current v.s. Resistance

