


### Description: Ultra High Efficiency Constant Current Linear LED Module

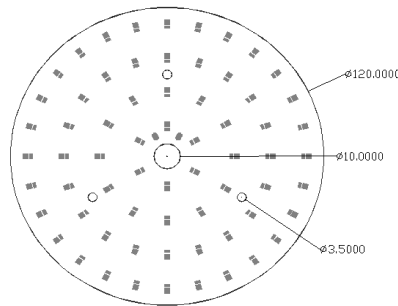
- Surface Mount, Recessed or Suspended Luminaires
- High Efficiency
- Long life
- The typical driver output is 700mA@30VDC



**For Position ONLY**

| Part Number     | Size/mm Diameter | Voltage Typ (VDC) | Voltage Max (VDC) | Drive Current (mA) | Power Max. (W) | Flux Lm | Efficiency Up to LM/W | CCT K | CRI |
|-----------------|------------------|-------------------|-------------------|--------------------|----------------|---------|-----------------------|-------|-----|
| LE66/070025/840 | 120              | 30                | 35                | 700                | 25             | 3500    | 155                   | 4000  | 80  |

Note: LE66/XXXXXX/840 (8-80CRI; 40-4000K CCT) • Typical Optical-electronic parameters above @ Ta=25°C.



(UNITS = MM)

### Application

- High efficiency up to 155 lm/W
- Poke-In wiring connectors
- Within 3-step Macadam
- Various CCT available (3000-4000°K)

### Mechanical Dimensions

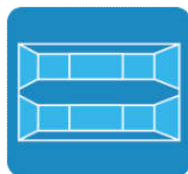
- Diameter: 4.72"
- Thick: 0.05"

### RECOMMENDED LED DRIVER OPTION


| Model          | Volts  | Current             | Dimensions            |
|----------------|--------|---------------------|-----------------------|
| AC25CD700A2Q   | 24-36V | 700mA               | 2.88" x 1.43" x 1.07" |
| AC25CD700AT2Q  | 24-36V | 350mA, 500mA, 700mA | 2.88" x 1.43" x 1.07" |
| AC25CD1.25APMV | 15-55V | 350mA - 1250mA      | 6.22" x 1.73" x 1.22" |



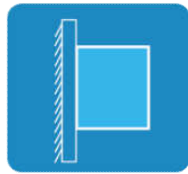
Linear Light



Troffer Light



Panel Light



Wall Light



Application and performance specifications subject to change without notification.